

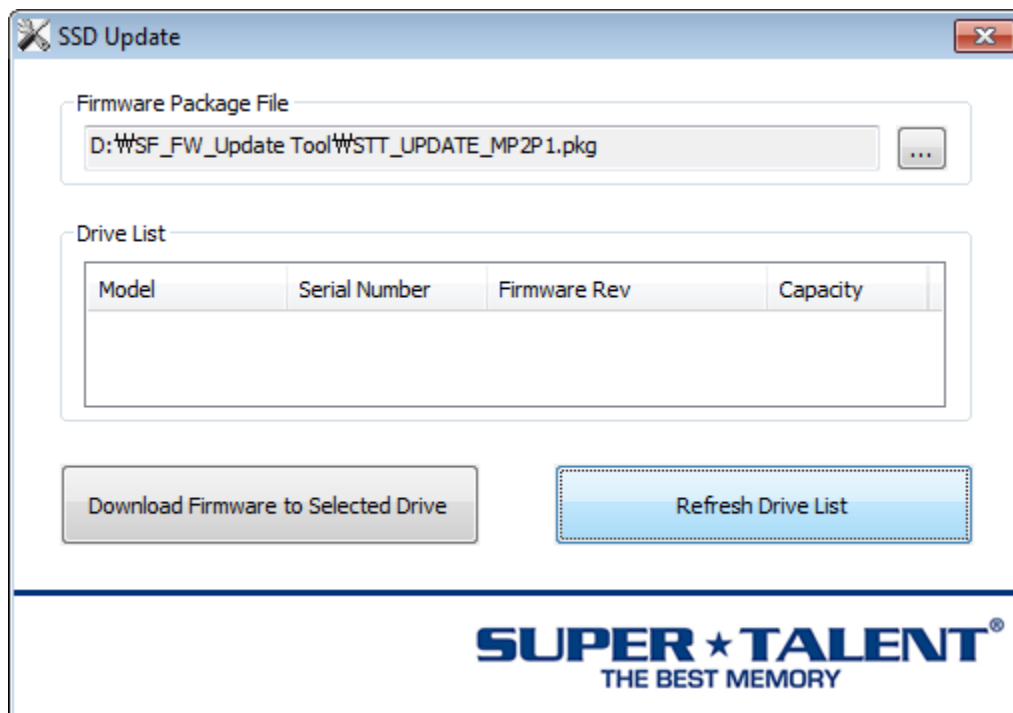
SuperTalent Tera Drive Update Tool

Overview

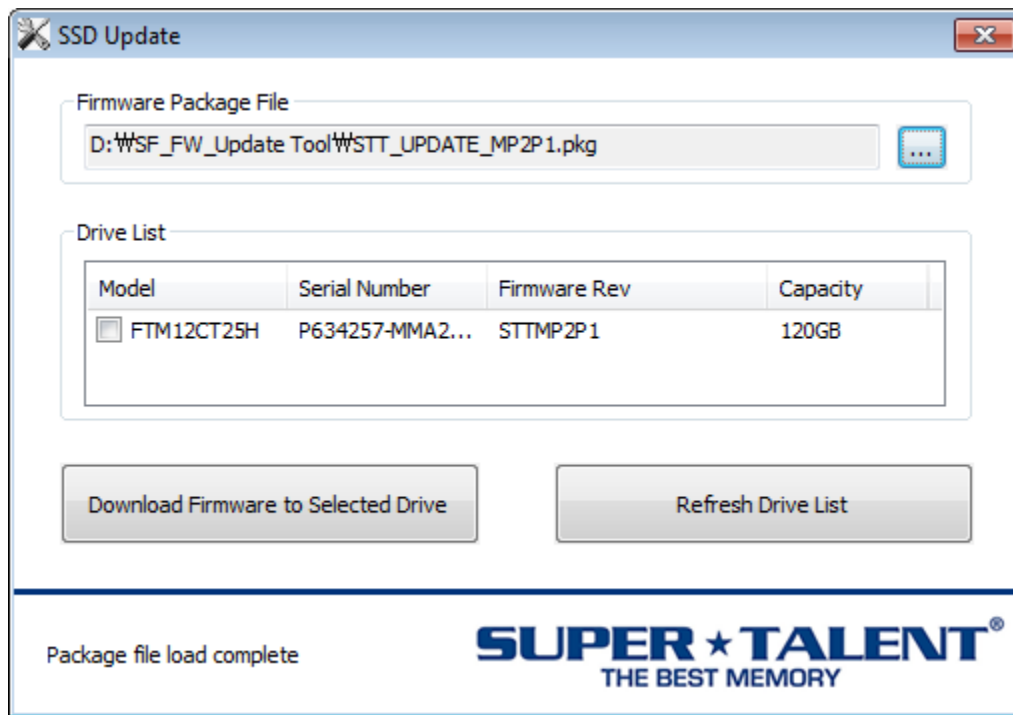
The SuperTalent Tera Drive Update Tool allows users to update firmware on drives operating in a Windows environment. The Update Tool is capable of updating firmware on both boot and secondary drives.

Using the Update Tool

On launch, the Update Tool will scan for drives. **IMPORTANT: The Update Tool requires administrator privileges.** No drives will be discovered if administrator privileges are not enabled. All discovered drives will be displayed in the drive list with a checkbox. The drive to be updated must be checked. Only one drive should be selected at a time.

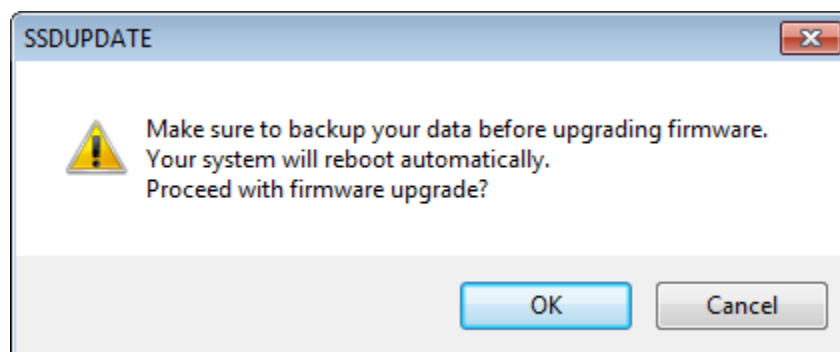


No Drives Found Drives Found



Drives Found

Once the target drive has been selected and the firmware package file is opened, the update is initiated by clicking “Download Firmware to Selected Drives.” **NOTE: the system will be automatically restarted following the download.** A pop-up will be displayed to advise the user to back-up data and indicate that the system will be restarted. This pop-up offers a cancel option that aborts the download. All applications should be closed prior to downloading firmware.



Pop-Up Warning